

SWASH CSG15

ADVANCED BIDET SEAT

brondell®
a healthy home experience



CSG15-EW / CSG15-RW

Elongated White / Round White

TECHNICAL SPECIFICATIONS

Model / SKU	CSG15-EW, CSG15-RW
Power Voltage	120V / 60Hz
Max Power Consumption	870W
Supply Water Pressure	9.95 psi – 106.7 psi
Dimensions	Elongated: 18.5 in x 20.7 in x 5.7 in / Round: 18.5 in x 19.5 in x 5.7 in
Power Cord Length	3.9 ft
Weight	Elongated: 11.68 lbs / Round: 11.24 lbs
Incoming Water Temperature	37.4°F – 104°F
Seat Weight Limit	330 lbs
Lid Weight Limit	160 lbs
Seat Opening Dimensions	Elongated: 11.4 in x 8.1 in / Round: 10.6 in x 8.1 in
Mesh Filter	0.51 in x 0.44 in diameter
Bidet Hose	25 in length Braided Metal Hose with ½ in Connections
T-Valve	⅞ in (Metal)

1 YEAR STANDARD WARRANTY

brondell.com | 888.542.3355



CSG15-EW, CSG15-RW | Page 1

SWASH CSG15

ADVANCED BIDET SEAT

brondell®
a healthy home experience

HEATED SEAT SPECIFICATIONS

Seat Temperature Control	4 levels: Off – room temperature, Low – 93.2°F, Medium – 100.4°F, High – 107.6°F
Max Heater Power Consumption	55W
Safety Devices	Thermostat, Thermal Fuse, Thermal Sensor, Seat Occupied Sensor

WARM WATER WASHING DEVICE

Rear Wash	Maximum 0.8 L/min., automatic nozzle self-cleaning
Front Wash	Maximum 0.8 L/min., automatic nozzle self-cleaning
Strong Wash	Maximum 0.6 L/min., automatic nozzle self-cleaning
Standard Time	Rear Wash: 2 minutes / Front Wash: 2 minutes / Strong Wash: 2 minutes
Water Pressure Control	5 levels
Water Temperature Control	4 levels: Off – incoming water temp., Low – 91.4°F, Medium – 96.8°F, High – 102.2°F
Max Heater Power Consumption	800W
Safety Devices	Thermal Fuse, Thermostat, Water Level Sensor, Thermal Sensor, Bi-metal

HYGIENE

- Rear, Front, and Strong wash
- Stainless-steel nozzle
- Positionable nozzle
- Adjustable water pressure
- Adjustable water temperature
- Nozzle oscillation

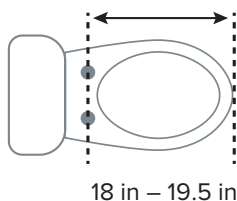
COMFORT

- Gentle Wash function
- Ergonomic heated seat with adjustable temperature
- Massage and pulse
- Warm air dryer
- Continuous heated water

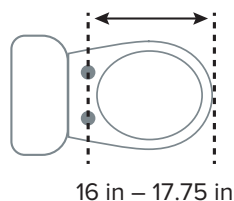
CONVENIENCE

- Illuminating nightlight
- Dual Eco Mode for energy savings
- Sidearm control panel
- Gentle-closing seat and lid
- Quick release seat

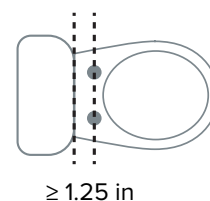
ELONGATED SEAT
REQUIREMENTS



ROUND SEAT
REQUIREMENTS



MINIMUM BOLT
HOLE DISTANCE



1 YEAR STANDARD
WARRANTY