



## FEATURES

- ✓ Dual (full/half) flush advanced technology
- ✓ Simple and elegant push button control
- ✓ One-time "set & forget" full/half flush volume setting
- ✓ Hydro-powered lifter for precise flapper control
- ✓ 20,000 flushes per set of 4-AAA batteries (not included)
- ✓ One year limited warranty

## TOILET FIT ~ fits nearly all flapper-type toilets

- ✓ Fits most tank toilet fixtures (one and two-piece fixtures)
- ✓ Fits majority of pilot-style and ball-cock fill-valve systems
- ✓ Fits ALL flapper sizes: 2", 2.5", 3" and 3.5" flappers
- ✓ For some ball-cock toilets, it may be necessary to upgrade to a pilot fill valve for Simple Flush to fit
- ✓ Simple Flush is not compatible with pressure assisted, tower-style or flapperless flush valve systems

## Why Simple Flush over a new toilet?

simpleflush™



Dual Flush Toilet



|                           |                      |                      |
|---------------------------|----------------------|----------------------|
| Water Savings             | 30-50%               | 30-50%               |
| Installation Type         | DIY                  | Plumber              |
| Installation Time         | 30 minutes           | 1 to 2 hours         |
| Landfill Waste            | None                 | Toilet fixture       |
| Product Cost              | \$79                 | \$300 to 500         |
| Installation Cost         | \$0                  | \$100 to 200         |
| <b>TOTAL COST</b>         | <b>\$79</b>          | <b>Up to \$700</b>   |
| <b>Water Savings/Year</b> | <b>\$80 to \$100</b> | <b>\$80 to \$100</b> |
| <b>Product Payback</b>    | <b>9-12 months</b>   | <b>4 to 8 years</b>  |


Savings and payback will vary based on toilet type, plumber rates and local water costs.



2183 Sutter Street  
San Francisco, CA 94115

1-888-542-3355  
info@brondell.com  
www.brondell.com

© Brondell, Inc. ML-1004-JAN10



Saving water...

one toilet at a time



# What's all the fuss over a little water?

## TOILET FACTS:

- 40%** of household indoor water is used for the toilet
- 5 billion** gallons of water are flushed each day in the U.S.
- 8 out of 10** visits don't require a full flush

Statistics for typical American households

# Introducing... Simple Flush

Simple Flush is the easiest way to save water. Simple Flush installs in minutes on your existing toilet and provides dual-flush functionality at the push of a button.

**No new toilet to buy or install**  
**Water savings up to \$100 a year**

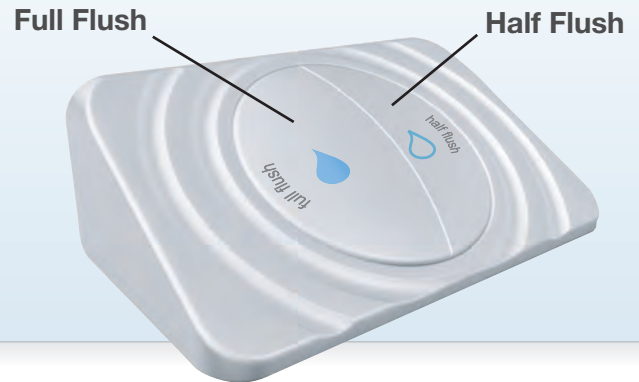
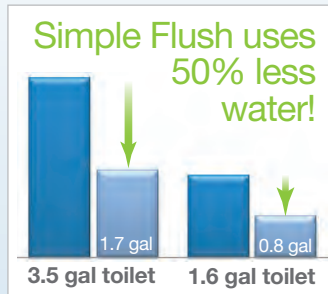
Based on a household of four

## Save Money

Save \$100/year in water bills  
9-12 months savings payback  
Savings vary based on toilet type and water cost

## Save Water

Reduce your toilet's overall water use by 30-50%  
Savings vary based on toilet type



## It's easy to upgrade your toilet with Simple Flush technology

You choose half flush or full flush to save water



1 Attach T-valve



2 Position Lifter



3 Adjust flush volume

